

# YCCC Master Planning Survey

Friday, October 31, 2014

Maria Niswonger

# YCCC Master Planning Survey

**Rationale:** The Master Planning Committee commissioned this survey on April 15, 2014. The purpose was to formally collect information from the YCCC community about the perceived educational, recreational and functional needs of YCCC over the next ten years. This survey was a follow-up to the “sticky note/poster survey” done in the Community Board Room during the spring of 2014.

**Survey Design:** The survey was created using responses generated by the open-ended questions of the “sticky note/ poster survey”. The survey questions and format were reviewed by a number of people who had some expertise in designing surveys. The survey consisted of five broad topic questions, each containing 5-10 subcategories with radio button selections, plus room for write-in comments.

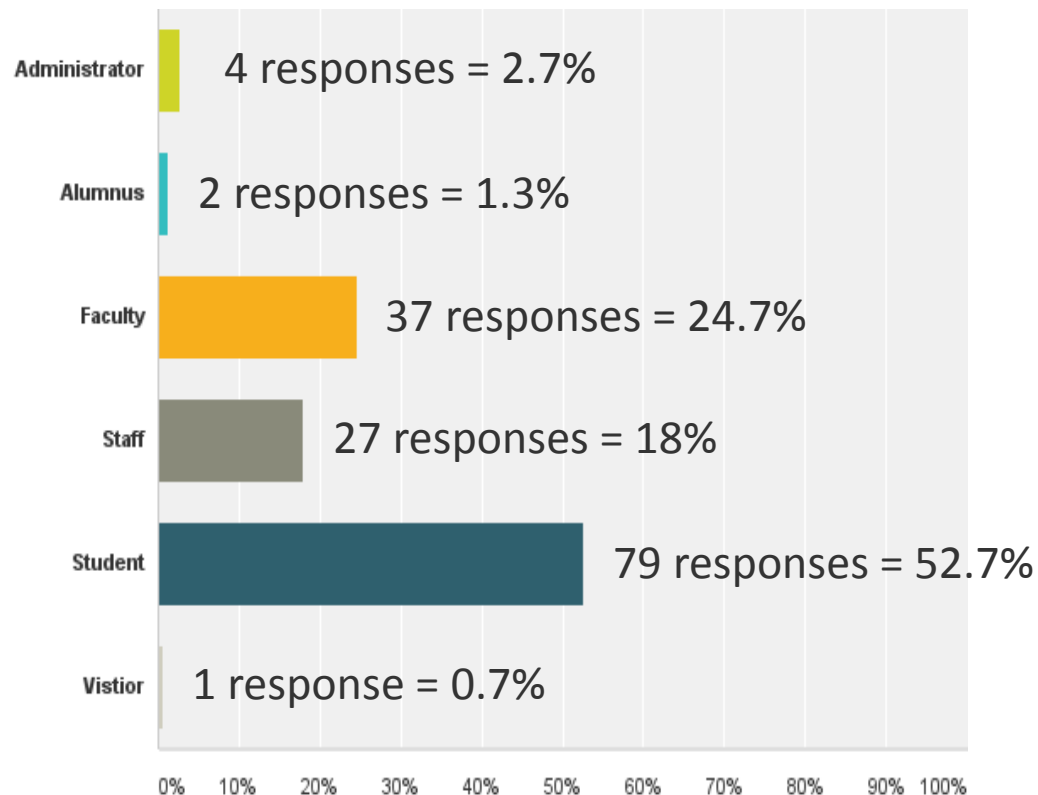
**Survey Implementation:** The survey was posted on Tuesday, May 6, 2014. An e-mail was sent to all students, faculty and staff in the YCCC address book, inviting them to take the survey. Two reminders were sent during the month of May, 2014. A total of 180 people took the survey during from May to August, 2014.

**Data analysis:** The data was analyzed by Maria Niswonger and presented to the Campus Master Planning Committee on November 20, 2014.

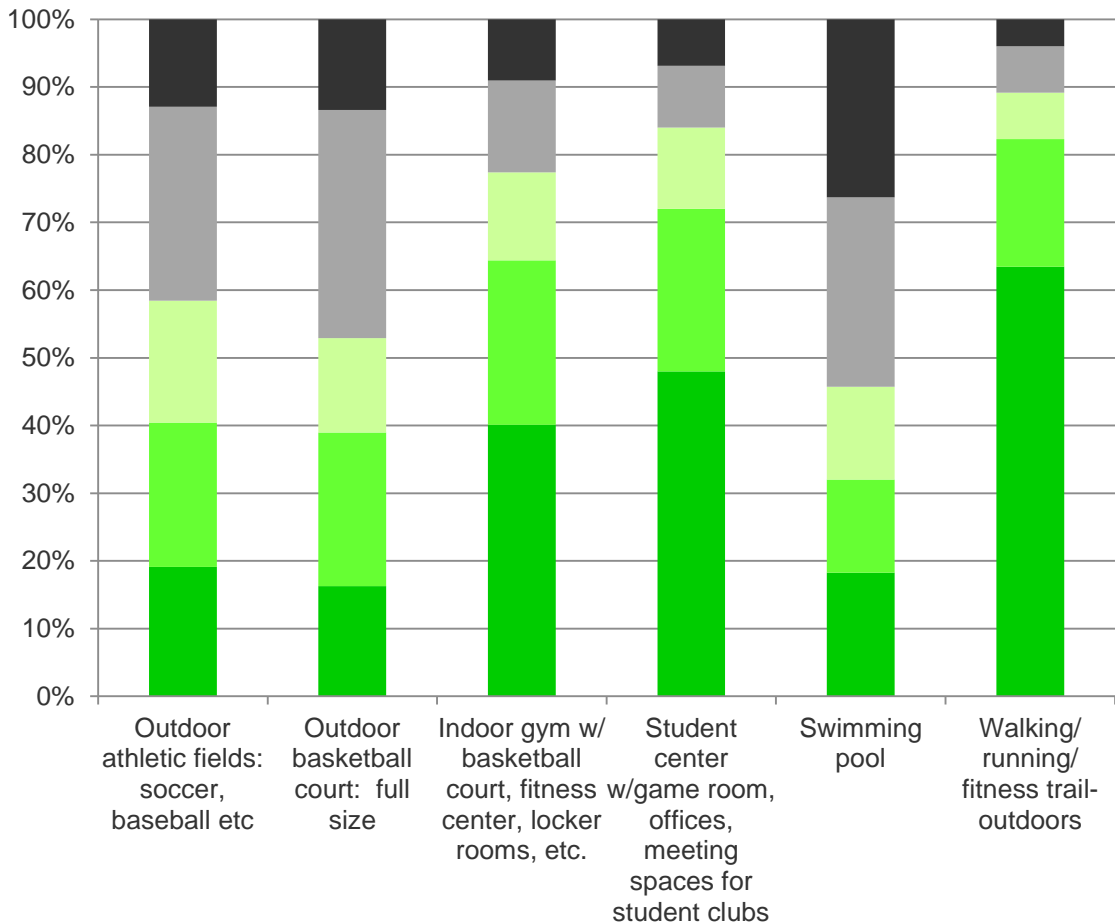
## Q1: What is your relationship to YCCC?

Answered: 150

Skipped: 30



## Q2: Rank the importance of these recreational facilities on the YCCC campus.



Answered: 179  
Skipped: 1

- Disagree: This should not be a priority over the next 10 years.
- Neutral: I don't care if this is on campus or not.
- Agree: implement in 7-10 years
- Agree: implement in 3-6 years
- Strongly Agree: implement in 0-2 years

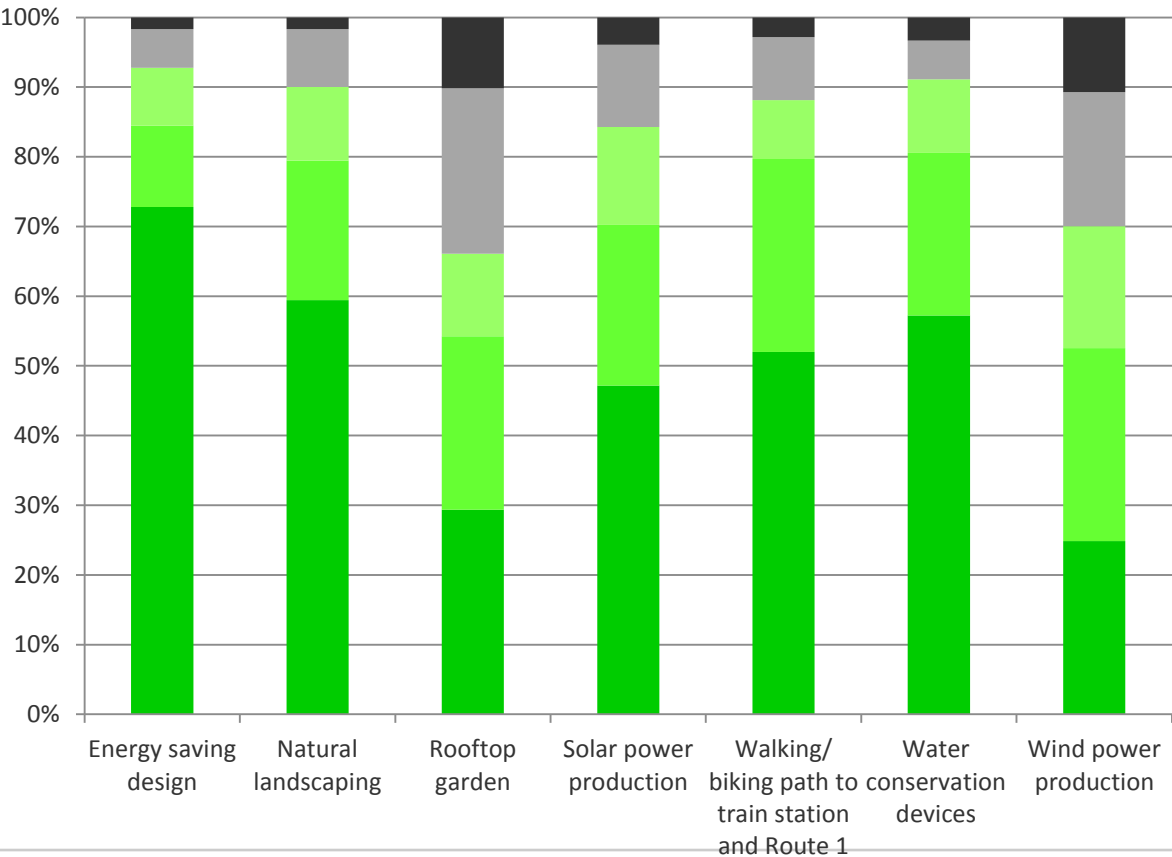
## Q2: Rank the importance of these recreational facilities on the YCCC campus.

Answered: 179

Skipped: 1

	Strongly Agree: implement in 0-2 years	Agree: implement in 3-6 years	Agree: implement in 7-10 years	Neutral: I don't care if this is on campus or not.	Disagree: This should not be a priority over the next 10 years.	Total	Average Rating
Athletic fields such as soccer, baseball, etc. - outdoors	<b>19.10%</b> 34	<b>21.35%</b> 38	<b>17.98%</b> 32	<b>28.65%</b> 51	<b>12.92%</b> 23	178	2.95
Basketball court- outdoors, full-size	<b>16.28%</b> 28	<b>22.67%</b> 39	<b>13.95%</b> 24	<b>33.72%</b> 58	<b>13.37%</b> 23	172	3.05
Gymnasium, including indoor basketball court, fitness center, locker rooms, etc.	<b>40.11%</b> 71	<b>24.29%</b> 43	<b>12.99%</b> 23	<b>13.56%</b> 24	<b>9.04%</b> 16	177	2.27
Student center, including game room, formal and informal meeting spaces and offices for student clubs	<b>48.00%</b> 84	<b>24.00%</b> 42	<b>12.00%</b> 21	<b>9.14%</b> 16	<b>6.86%</b> 12	175	2.03
Swimming pool	<b>18.29%</b> 32	<b>13.71%</b> 24	<b>13.71%</b> 24	<b>28.00%</b> 49	<b>26.29%</b> 46	175	3.30
Walking/ running/ fitness trail- outdoors	<b>63.43%</b> 111	<b>18.86%</b> 33	<b>6.86%</b> 12	<b>6.86%</b> 12	<b>4.00%</b> 7	175	1.69

### Q3: Rank the importance of these sustainability initiatives on the YCCC campus.



Answered: 180  
Skipped: 0

- Disagree: This should not be a priority over the next 10 years
- Neutral: I don't care if this is on campus or not
- Agree: implement in 7-10 years
- Agree: implement in 3-6 years
- Strongly Agree: implement in 0-2 years

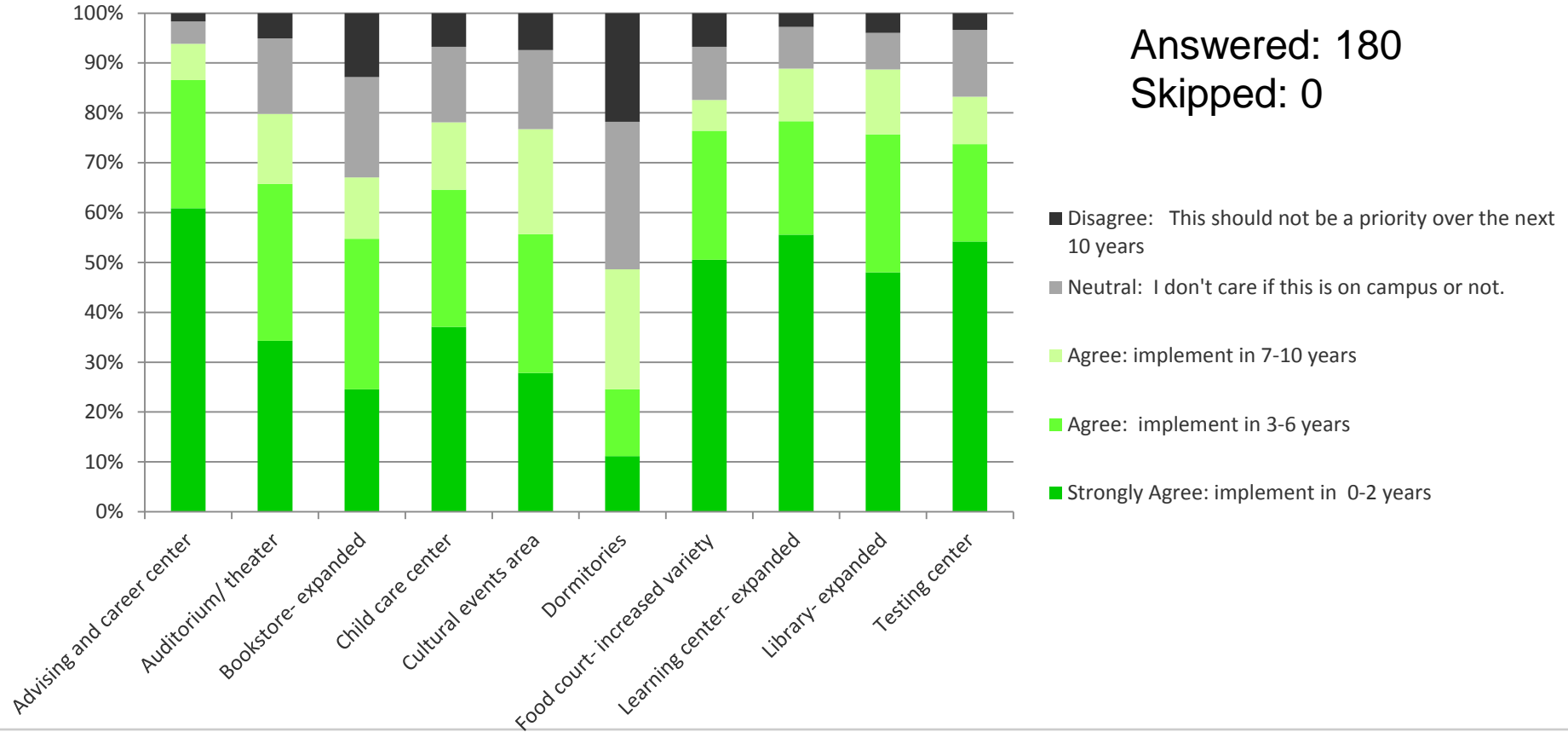
### Q3: Rank the importance of these sustainability initiatives on the YCCC campus.

Answered: 180

Skipped: 0

	Strongly Agree: implement in 0-2 years	Agree: implement in 3-6 years	Agree: implement in 7-10 years	Neutral: I don't care if this is on campus or not	Disagree: This should not be a priority over the next 10 years	Total	Average Rating
Energy saving design of new building projects	<b>72.78%</b> 131	<b>11.67%</b> 21	<b>8.33%</b> 15	<b>5.56%</b> 10	<b>1.67%</b> 3	180	1.52
Natural, environmentally friendly landscaping	<b>59.44%</b> 107	<b>20.00%</b> 36	<b>10.56%</b> 19	<b>8.33%</b> 15	<b>1.67%</b> 3	180	1.73
Rooftop garden	<b>29.38%</b> 52	<b>24.86%</b> 44	<b>11.86%</b> 21	<b>23.73%</b> 42	<b>10.17%</b> 18	177	2.60
Solar power production	<b>47.19%</b> 84	<b>23.03%</b> 41	<b>14.04%</b> 25	<b>11.80%</b> 21	<b>3.93%</b> 7	178	2.02
Walking/ biking path to train station and Route 1	<b>51.98%</b> 92	<b>27.68%</b> 49	<b>8.47%</b> 15	<b>9.04%</b> 16	<b>2.82%</b> 5	177	1.83
Water conservation devices such as low flow toilets, automatic faucets, tankless water heaters, etc.	<b>57.22%</b> 103	<b>23.33%</b> 42	<b>10.56%</b> 19	<b>5.56%</b> 10	<b>3.33%</b> 6	180	1.74
Wind power production	<b>24.86%</b> 44	<b>27.68%</b> 49	<b>17.51%</b> 31	<b>19.21%</b> 34	<b>10.73%</b> 19	177	2.63

## Q4: Rank the importance of these types of community spaces on the YCCC campus.



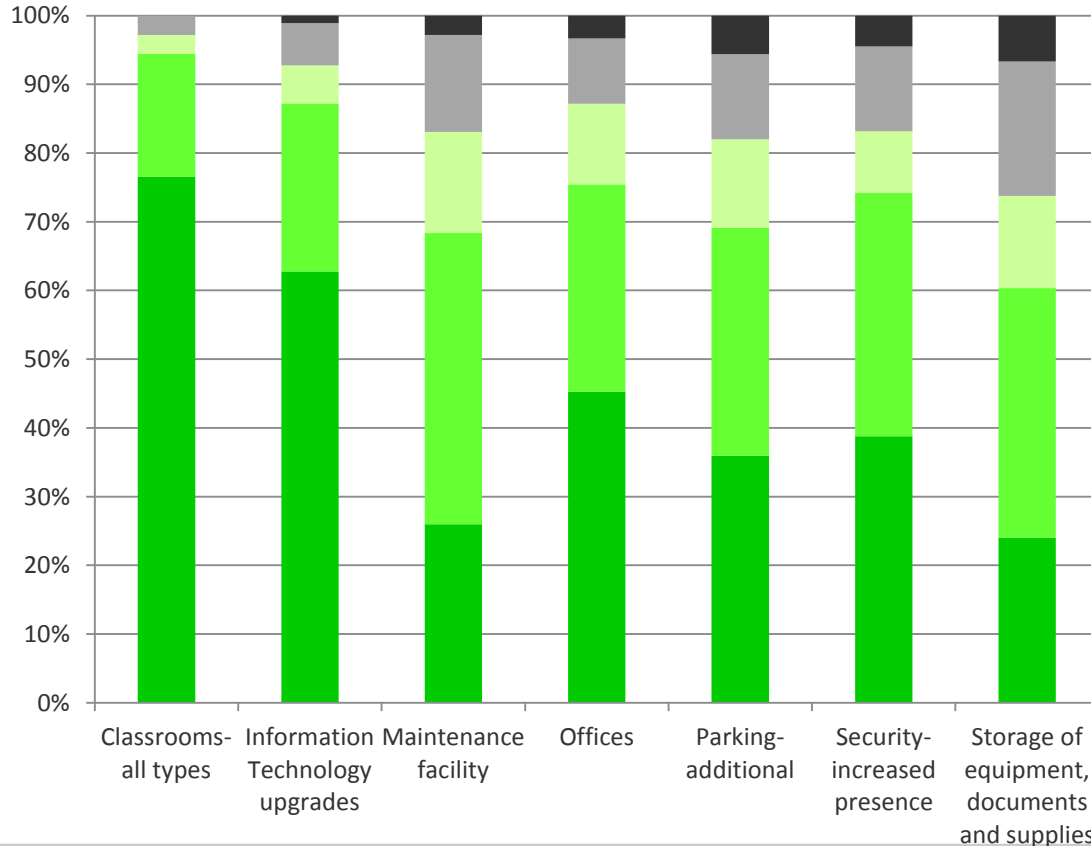
## Q4: Rank the importance of these types of community spaces on the YCCC campus.

Answered: 180

Skipped: 0

	Strongly Agree: implement in 0-2 years	Agree: implement in 3-6 years	Agree: implement in 7-10 years	Neutral: I don't care if this is on campus or not.	Disagree: This should not be a priority over the next 10 years	Total	Average Rating
Advising and career center	<b>60.89%</b> 109	<b>25.70%</b> 46	<b>7.26%</b> 13	<b>4.47%</b> 8	<b>1.68%</b> 3	179	1.60
Auditorium/ theater	<b>34.27%</b> 61	<b>31.46%</b> 56	<b>14.04%</b> 25	<b>15.17%</b> 27	<b>5.06%</b> 9	178	2.25
Bookstore- expanded	<b>24.58%</b> 44	<b>30.17%</b> 54	<b>12.29%</b> 22	<b>20.11%</b> 36	<b>12.85%</b> 23	179	2.66
Child care center	<b>37.08%</b> 66	<b>27.53%</b> 49	<b>13.48%</b> 24	<b>15.17%</b> 27	<b>6.74%</b> 12	178	2.27
Cultural events area	<b>27.84%</b> 49	<b>27.84%</b> 49	<b>21.02%</b> 37	<b>15.91%</b> 28	<b>7.39%</b> 13	176	2.47
Dormitories	<b>11.17%</b> 20	<b>13.41%</b> 24	<b>24.02%</b> 43	<b>29.61%</b> 53	<b>21.79%</b> 39	179	3.37
Food court- increased variety	<b>50.56%</b> 90	<b>25.84%</b> 46	<b>6.18%</b> 11	<b>10.67%</b> 19	<b>6.74%</b> 12	178	1.97
Learning center- expanded	<b>55.56%</b> 100	<b>22.78%</b> 41	<b>10.56%</b> 19	<b>8.33%</b> 15	<b>2.78%</b> 5	180	1.80
Library- expanded	<b>48.02%</b> 85	<b>27.68%</b> 49	<b>12.99%</b> 23	<b>7.34%</b> 13	<b>3.95%</b> 7	177	1.92
Testing center for standardized tests, makeup tests, accommodations testing	<b>54.19%</b> 97	<b>19.55%</b> 35	<b>9.50%</b> 17	<b>13.41%</b> 24	<b>3.35%</b> 6	179	1.92

## Q5: Rank the importance of these types of infrastructure on the YCCC campus.



Answered: 180  
Skipped: 0

## Q5: Rank the importance of these types of infrastructure on the YCCC campus.

Answered: 180

Skipped: 0

	Strongly Agree: implement in 0-2 years	Agree: implement in 3-6 years	Agree: implement in 7-10 years	Neutral: I don't care if this is on campus or not.	Disagree: This should not be a priority over the next 10 years.	Total	Average Rating
Classrooms of all types- traditional, computer, specialty labs, etc.	<b>76.54%</b> 137	<b>17.88%</b> 32	<b>2.79%</b> 5	<b>2.79%</b> 5	<b>0.00%</b> 0	179	1.32
Information Technology expansion and support	<b>62.78%</b> 113	<b>24.44%</b> 44	<b>5.56%</b> 10	<b>6.11%</b> 11	<b>1.11%</b> 2	180	1.58
Maintenance facility	<b>25.99%</b> 46	<b>42.37%</b> 75	<b>14.69%</b> 26	<b>14.12%</b> 25	<b>2.82%</b> 5	177	2.25
Offices for employees (includes administrators, faculty, and staff)	<b>45.25%</b> 81	<b>30.17%</b> 54	<b>11.73%</b> 21	<b>9.50%</b> 17	<b>3.35%</b> 6	179	1.96
Parking- additional	<b>35.96%</b> 64	<b>33.15%</b> 59	<b>12.92%</b> 23	<b>12.36%</b> 22	<b>5.62%</b> 10	178	2.19
Security- increased presence	<b>38.76%</b> 69	<b>35.39%</b> 63	<b>8.99%</b> 16	<b>12.36%</b> 22	<b>4.49%</b> 8	178	2.08
Storage of equipment, documents and supplies	<b>24.02%</b> 43	<b>36.31%</b> 65	<b>13.41%</b> 24	<b>19.55%</b> 35	<b>6.70%</b> 12	179	2.49

---

If you have questions or comments about this survey, please contact

Maria Niswonger

[mniswonger@yccc.edu](mailto:mniswonger@yccc.edu)

207-216-4363