


YCCC 2016-17 Fast Facts



Fall Enrollment

Unduplicated headcount	1,827
Total credit hours	13,270
Seats	4,327
Average credit hours per student	7.26
Average classes per student	2.39
Full-time students	403 (22.1%)
Part-time students	1,424 (77.9%)
Matriculated students	1,277 (69.9%)
Non-matriculated students	550 (30.1%)
First-time students	262 (64.7%)
Transfer students	143 (35.3%)
Students entering direct from high school	163 (8.9%)

Fall Demographics

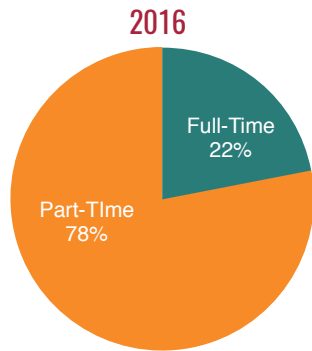
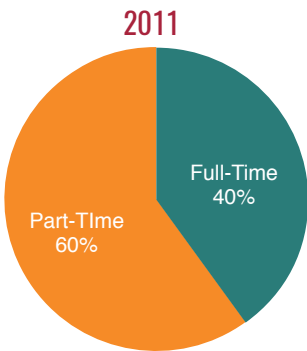


GENDER	Count	Percentage
Female	1,154	(63.2%)
Male	662	(36.2%)
Other	11	(0.6%)

ETHNICITY	Count	Percentage
American Indian/Alaskan Native	7	(0.4%)
Asian	27	(1.5%)
Black/African American	19	(1.0%)
Hispanics of Any Race	38	(2.1%)
Native Hawaiian/Other Pacific Islander	1	(0.1%)
Nonresident Alien	4	(0.2%)
Race and Ethnicity Unknown	317	(17.4%)
Two or More Races	33	(1.8%)
White	1,381	(75.6%)

RESIDENCY	Count	Percentage
Average Age	23	
Maine Resident	1,777	(97.2%)
New Hampshire Resident	36	(2.0%)
Resident of Other State / Country	14	(0.8%)

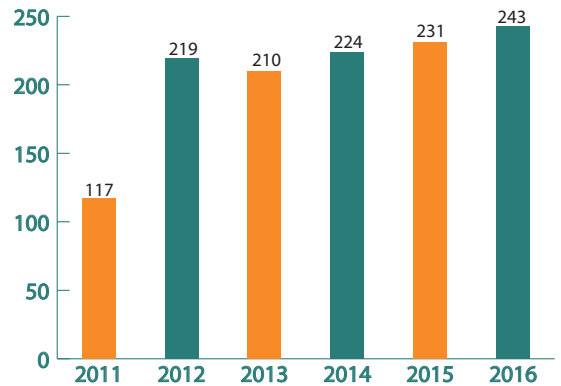
Full-Time and Part-Time Enrollment



Students Entering Directly From High School Any State

2011	2012	2013	2014	2015	2016	% Chg 2011-15	% Chg 2015-16
153	152	192	205	172	163	+6.5%	-5.2%

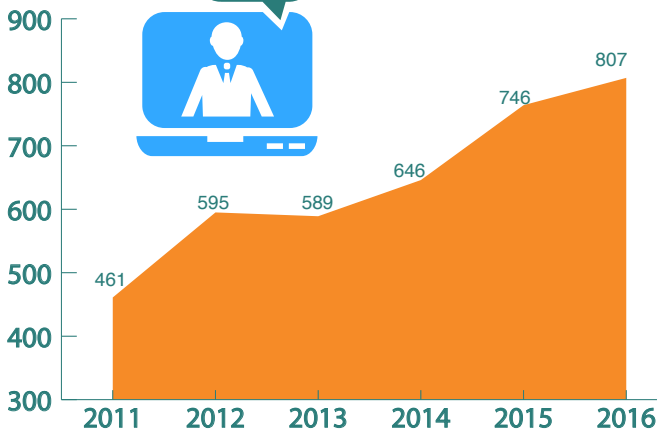
Annual Graduates



Number of York County Towns Enrolled



online Headcount



YORK COUNTY
COMMUNITY
COLLEGE

Nicholas R. Gill
Associate Dean of Institutional Research & Planning
ngill@yccc.edu

112 College Drive • Wells, ME
www.yccc.edu • 207.216.4467