

YCCC 2019-20 Fast Facts



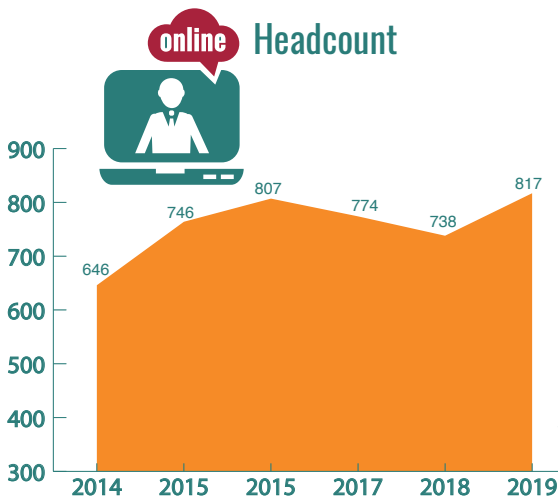
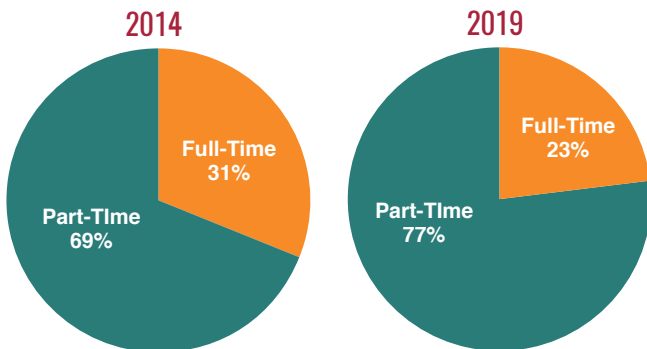
Photo Credit: Randy Williams

Fall Enrollment

Unduplicated headcount	1,630
Total credit hours	11,730
Seats	4,069
Average credit hours per student	7.20
Average classes per student	2.50
Full-time students	382 (23.4%)
Part-time students	1,248 (76.6%)
Matriculated students	1,025 (62.9%)
Non-matriculated students	605 (37.1%)
First-time students	236 (74.0%)
Transfer students	83 (26.0%)
Students entering direct from high school	136



Full-Time and Part-Time Enrollment



62.7% Women



35.6% Men

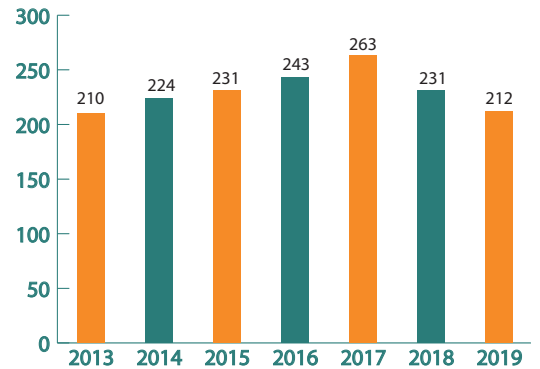
Fall Demographics

GENDER	Female	1,022	(62.7%)
	Male	581	(35.6%)
	Other Unknown	27	(1.7%)
ETHNICITY	American Indian/Alaskan Native	9	(0.6%)
	Asian	28	(1.7%)
	Black/African American	20	(1.2%)
	Hispanics of Any Race	53	(3.3%)
	Native Hawaiian/Other Pacific Islander	1	(0.1%)
	Nonresident Alien	8	(0.5%)
	Race and Ethnicity Unknown	154	(9.4%)
	Two or More Races	36	(2.2%)
	White	1321	(81.0%)
RESIDENCY	Average Age	24	
	Maine Resident	1,576	(96.7%)
	New Hampshire Resident	47	(2.9%)
	Resident of Other State / Country	7	(0.4%)

Students Entering Directly From High School Any State

2014	2015	2016	2017	2018	2019	% Chg 2014-19	% Chg 2018-19
192	205	172	123	158	136	-29.2%	-13.9%

Annual Graduates



Number of York County Towns Enrolled



YORK COUNTY COMMUNITY COLLEGE



Nicholas R. Gill, Ed. D.
Associate Dean of IR & Planning
ngill@yccc.edu | 207.216.4467
112 College Drive • Wells, ME
www.YCCC.edu