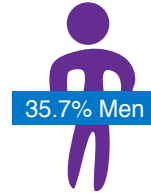
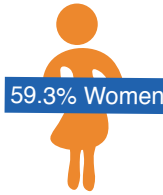




# YCCC 2017-18 Fast Facts

## Fall Demographics



| GENDER          | Count | Percentage |
|-----------------|-------|------------|
| Female          | 1,012 | (59.3%)    |
| Male            | 609   | (35.7%)    |
| Other   Unknown | 87    | (5.1%)     |

| ETHNICITY                              | Count | Percentage |
|--|-------|------------|
| American Indian/Alaskan Native         | 5     | (0.3%)     |
| Asian                                  | 38    | (2.2%)     |
| Black/African American                 | 16    | (0.9%)     |
| Hispanics of Any Race                  | 27    | (1.6%)     |
| Native Hawaiian/Other Pacific Islander | 0     | (0%)       |
| Nonresident Alien                      | 5     | (0.3%)     |
| Race and Ethnicity Unknown             | 412   | (24.1%)    |
| Two or More Races                      | 33    | (1.9%)     |
| White                                  | 1,172 | (68.6%)    |

| RESIDENCY                         | Count | Percentage |
|-----------------------------------|-------|------------|
| Average Age                       | 23    |            |
| Maine Resident                    | 1,656 | (97.0%)    |
| New Hampshire Resident            | 40    | (2.3%)     |
| Resident of Other State / Country | 12    | (0.7%)     |

## Fall Enrollment

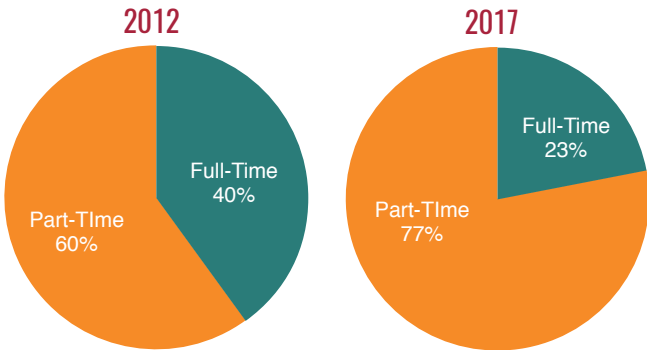
|   |               |
|---|---------------|
| Unduplicated headcount                    | 1,708         |
| Total credit hours                        | 12,257        |
| Seats                                     | 4,182         |
| Average credit hours per student          | 7.18          |
| Average classes per student               | 2.45          |
| Full-time students                        | 399 (23.4%)   |
| Part-time students                        | 1,309 (76.6%) |
| Matriculated students                     | 1,176 (68.9%) |
| Non-matriculated students                 | 532 (31.1%)   |
| First-time students                       | 206 (57.4%)   |
| Transfer students                         | 153 (42.6%)   |
| Students entering direct from high school | 123 (34.3%)   |

## Students Entering Directly From High School Any State

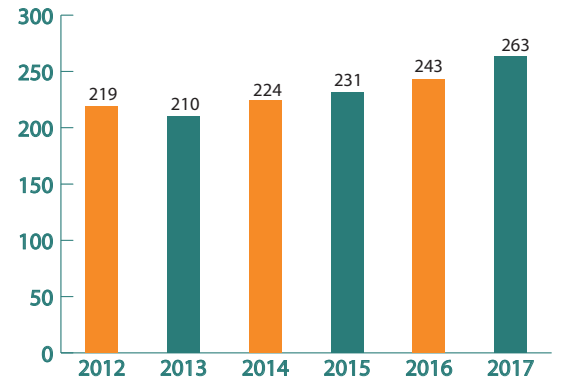
| 2012 | 2013 | 2014 | 2015 | 2016 | 2017 | % Chg 2012-17 | % Chg 2015-16 |
|------|------|------|------|------|------|---------------|---------------|
| 152  | 152  | 192  | 205  | 172  | 123  | -19.1%        | -24.5%        |



## Full-Time and Part-Time Enrollment


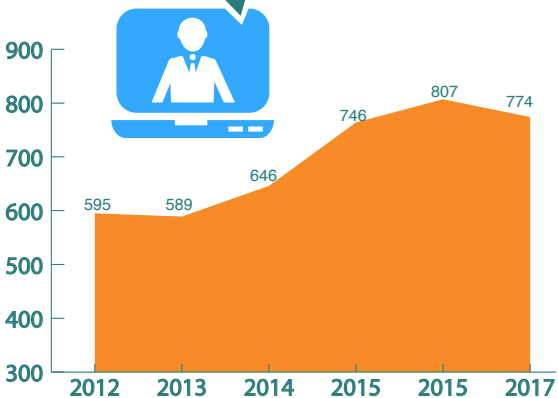


## Annual Graduates



## Number of York County Towns Enrolled

## online Headcount



YORK COUNTY  
COMMUNITY  
COLLEGE

Dr. Nicholas R. Gill  
Associate Dean of IR & Planning  
ngill@yccc.edu

112 College Drive • Wells, ME  
www.yccc.edu • 207.216.4467